

Unisonoric Bandoneons

Keyboard Layouts

Foreword

In this PDF I have collected the keyboard layouts for the 3 most common chromatic bandoneons, AKA unisonoric bandoneons.

The first keyboard layout is the unisonoric chromatic bandoneon **Peguri**, invented in France in the 20's.

The second scheme is the "**Manoury**" variant of the Peguri system. Almost all brand-new chromatic "Peguri" bandoneons have this keyboard layout.

The third layout is the **Crosio Caliero** system, invented by Pablo Caliero (Paul Chalier) in the 1950s. Although it is very little common, several bandoneons sold on the marketplaces present this keyboard layout.

I did not include some unisonoric bandoneons (like the Kusserow) because they are very little used nowadays.

I hope this document will be useful in the study and practice of bandoneon.



BANDONEON

For more info about bandoneon please visit omarcaccia.com


Chromatic Bandoneon Peguri

The Bandoneon Peguri was invented by the accordion player Charles Peguri in France during the 20s modifying an existing 142 bandoneon, in order to permit accordion players to play the bandoneon. The layout below is an old scheme and in the brand-new chromatic bandoneons it's replaced by the Manoury layout.

Left Keyboard **Opening & Closing**




Right Keyboard **Opening & Closing**




Chromatic Bandoneon Peguri "Manoury"

The "Manoury" layout is an evolution of the Peguri system. It was developed by the French bandoneon player Olivier Manoury from the Peguri system. Currently most of brand-new bandoneon makers use this layout for their Peguri systems.

Left Keyboard **Opening & Closing**




Right Keyboard **Opening & Closing**



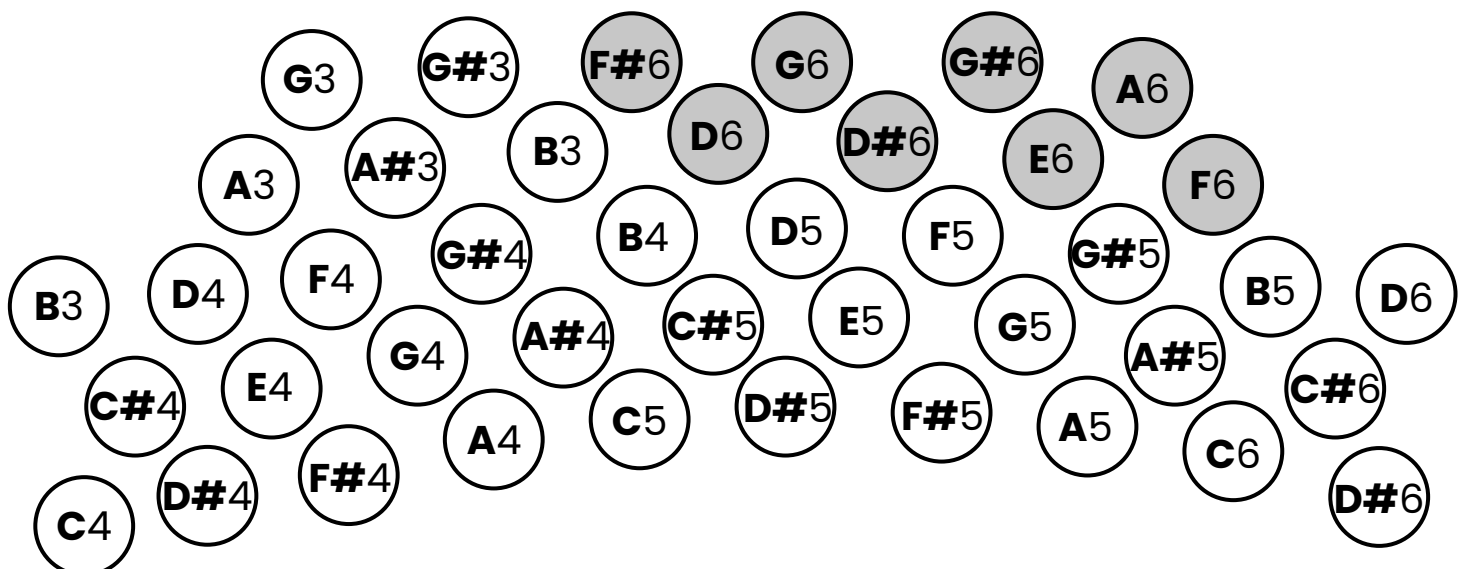
Chromatic Bandoneon "Crosio Caliero"

The "Crosio Caliero" layout was invented by Pablo Caliero (Paul Chaliers) in the 1950s. It was produced till the 1980s. Although it is not a very popular system, it is common to find bandoneons with this layout on the main marketplaces.

Left Keyboard **Opening & Closing**



Right Keyboard **Opening & Closing**



Endnotes

I have created this document with the aim of overcoming the relative difficulty of quickly finding layouts for the keyboards of the main unisonoric bandoneons (also called *chromatic* bandoneons).

Although I have put a lot of effort into making this PDF, I may have made some mistakes. If you find any inaccuracies, I kindly ask you to point out the error by contacting me here:

<https://www.omarcaccia.com/contact/>

Feel free to use this PDF as you see fit: distribute it, modify it, customize it according to your needs.

If you want to show your gratitude for the work I do, you can share it, talk about my activity or subscribe to the **newsletter** on my website.


BANDONEON

Unisonoric Bandoneons Keyboard Layouts V. 1.12.24
is marked with CC0 1.0 Universal

For more info about bandoneon please visit [omarcaccia.com](https://www.omarcaccia.com)